


Loft Compact monitor

LOFT COMPACT monitor is the compact model from the LOFT line. It is made of high-impact ABS plastic, with a texturised finish for easy cleaning and ultraviolet protection for greater resistance to light. It has many attachment points for wall mounting.



Functioning (colour model)

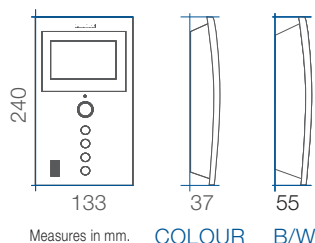
When a call is received, the image appears automatically on screen. Press  to activate communication and you can have a conversation with the outdoor panel in full-duplex mode. Press  to open the door. The picture disappears automatically after a few seconds or when the conversation channel is closed by pressing .



Colour Loft Compact

Performance (colour model)

- COLOUR 3,5" TFT screen.
-  Full-duplex communication.
-  Call to guard and door open button.
-  Autostart of main camera.
- F1-F2 Button to activate additional functions: stair light switching, 2nd door opening, panic call, etc.
- Door bell, for direct connection to house call pushbutton.
- Two selectable call tones.
- 3 scene selection brightness-contrast-colour.



Measures/Installation

Colour monitor: 133(W)x240(H)x37(D)mm.

B/W monitor: 133(W)x240(H)x55(D)mm.

Surface mounted.



Flush-mounted installation (optional)

Requires corresponding flush connector and the following accessories:

Ref.3746 Flush-box.

Ref.3744 Decorative frame.

LOFT COMPACT

(Standard. B/W and Colour. Surface)

- 3740 B/W VDS LOFT COMPACT MONITOR
- 3753 COLOUR VDS LOFT COMPACT MONITOR

- 3742 VDS COMPACT LOFT CONNECTOR

Flush-mounted option for B/W monitor (ref.3740).

- 3747 FLUSH-MOUNTED CONNECTOR
- 3746 FLUSH-MOUNTED BOX
- 3744 DECORATIVE FRAME

Flush-mounted option for COLOUR monitor (ref.3753).

- 3758 VDS LOFT COMPACT CONNECTOR
- 3746 FLUSH-MOUNTED BOX
- 3744 DECORATIVE FRAME



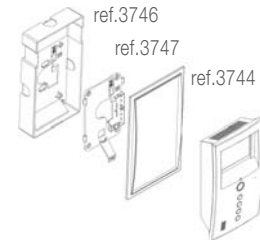
ref.3740 B/W



ref.3753 COLOUR



B/W FLUSH-MOUNTED (optional)



iLOFT (Deluxe. Colour. Flush-mounted)

- 5620 iLOFT VDS COLOUR MONITOR
- 5630 iLOFT MONIT. FLUSH-MOUNTED BOX

VIDEO DISTRIBUTORS

It is recommended to carry out all video signal distribution by means of distributors.

- 2448 2-WAYS VIDEO DISTRIBUTORS
- 2449 4-WAYS VIDEO DISTRIBUTORS












ref.5620



ref.2448

6. ACCESSORIES

APPLICATION	USE	NECESSARY EQUIPMENT
 TO OPEN A SECOND DOOR	To open a door other than the one by the panel from the telephone or monitor (for example, a rear door or a second security door).	<ul style="list-style-type: none"> • Relay ref.2013. • Additional button on the telephone or monitor. • Power supply ref.4800. • Door lock release mod.450A-S (ref.3069).
 SWITCHING ON THE STAIR LIGHT	To activate the stair light timer from the telephone or monitor.	<ul style="list-style-type: none"> • Additional button on the telephone or monitor. • Relay ref.2013.
 ACTIVATING AN ADDITIONAL BELL OR LIGHT WHEN A CALL IS RECEIVED	For places with excessive ambient noise or for people with hearing difficulties.	<ul style="list-style-type: none"> • Activator ref.2438
 ACTIVATING A BELL, LIGHT OR DOOR FOR A CONSIDERABLE LENGTH OF TIME	To activate a device automatically when a call is received or manually by means of an additional button but for a pre-established time.	<ul style="list-style-type: none"> • ref.29001. Timer. • Additional button on the telephone or monitor if the activation is manual.
 HEARING THE CALL FROM ANOTHER PLACE THAN THAT WHICH THE TELEPHONE IS	When it is necessary to send the call sound to different parts of the home or business premises.	<ul style="list-style-type: none"> • Call lengthener ref.2040 for electronic call.
 VIEW FROM A SECOND CAMERA	To view a different place from that seen from the video camera on the street panel (rear of the house, etc.).	<ul style="list-style-type: none"> • VDS selector-changer ref.2450 and camera kit for VDS system. Possible to expand to up to 8 cameras with the selector ref.2472. • 2 additional buttons on the monitor.
 ANSWERING CALL FROM CONVENTIONAL TELEPHONE	To receive the call from the door-entry system and open the door from the home telephone and divert the call to a external landline or mobile phone.	<ul style="list-style-type: none"> • telephone interface ref.1088 • power supply ref.4800.
OTHER OPTIONS		
 TO RELEASE 2 ELECTRIC LOCKS AT THE SAME TIME	When a security door is installed in front of the main door and you want to open both at the same time.	<ul style="list-style-type: none"> • Relay ref.2013 • Power supply ref.4800 • Automatic lock release ref.3069.
 DOOR RELEASE BY MEANS OF AN EXIT BUTTON	To open the door from a different place to where the telephone is. To open a door or security door that does not have a handle from inside the hallway.	<ul style="list-style-type: none"> • Does not require any special equipment. For VDS systems, connect the button between terminals B and E of the amplifier of the panel.